


Application for a new/augmented connection

Suitable for:


- new domestic connections
- new business connections
- augmentations to existing domestic and business premises.

If you have any queries about your application or require a copy of this form in large print, braille, on audiotape, in Welsh, in another language, or in any other format, please contact us.



Application for a new/augmented connection

On receipt of your application and all relevant information, we will provide you with a quotation for the works which will include costs for:



Installation of the electrical equipment

We will provide the connection from our existing network up to your meter position.

Excavation

You have the option to dig on your own land if you wish. We will carry out any excavations on the public highway.

Traffic management

Local Authority and set up fees if we need to dig in the public highway.

Meter cabinet

We can supply this. Your builder will need to install it before we carry out the connection works.

Other services you may need to budget for:



Meter installation

Fee from your energy supplier to provide and fit a new meter.

Electrician

You will need to arrange for a suitably qualified electrician to carry out any internal wiring.

On site

Excavation
If you have chosen to carry this out yourself.

Builder

To install your meter cabinet.

Application for a new/augmented connection

Typical costs and timescales

Each application is individually assessed and costs are determined in line with our connection charging methodology statements.

The table below provides an indication of the typical cost and timescales for connection:

Connection type	When will I receive my quotation?	Typical cost	Typical time to get a connection from payment
1 standard domestic connection	Within 5 days	£2,000	4 weeks
Up to 4 standard domestic connections	Within 15 days	£5,000	5 weeks
Typical small business connection (up to 69kVA)	Within 15 days	£4,000 + VAT	5 weeks
5 or more domestic connections*	Within 25 days	£15,000	6 weeks
Multiple small business connections**	Within 25 days	£12,000 + VAT	6 weeks
Typical large business connection (HV)	Within 35 days	£65,000 + VAT	14 weeks
Extra high voltage connection	Within 65 days	POA	2 years

* (Based on typical 5 connections with service works only)

** (Based on 2 connections with LV service works only)

For further information regarding the potential cost of your connection, please consult the Guide Prices section of our website at

nationalgrid.co.uk/get-a-guide-price

Any questions? Call our contact centre on: 0800 096 3080
(8am–6pm Monday–Friday)

Application for a new/augmented connection

◆ See guidance booklet.

Did you know? You can get a quotation from an Independent Connection Provider (ICP) or Independent Distribution Network Operator (IDNO) for your electricity connection. We can provide you with a complete connection service but you may also ask an ICP or IDNO to undertake some of the works (known as the 'contestable works').

Find out more:

nationalgrid.co.uk/connections/competition-in-connections

(If you have any questions regarding how to complete this application form please contact us for assistance.)

Section A – your details (◆ See section 1)

1. Customer address details

Please provide details of the customer who will be responsible for accepting and paying for any connection offer issued.

Title:

First name:

Last name:

Company (if applicable):

Company registered number (if applicable):

House/flat number:

Building name:

Street:

Town:

City:

Postcode:

Daytime telephone:

Mobile:

Email:

Application for a new/augmented connection

2. Site address details The location of the new connection(s)

Site name/plot numbers:

House/Flat number:

Building Name:

Street:

Town:

City:

Postcode:

To help us locate your site please include the address of any adjacent properties:

3. Representative details

With your consent we can liaise with a contractor, supplier or agent acting on your behalf. If you want to nominate a representative please complete the details below:

Title:

First Name:

Last Name:

Company (if applicable):

Company Registered Number (if applicable):

House/Flat number:

Building Name:

Street:

Town:

City:

Postcode:

Daytime Telephone:

Mobile:

Email:

Application for a new/augmented connection

Section B – type of connection offer required (◆ See section 2)

Do you require an indicative budget estimate or a firm connection offer?

- **Connection offer:** a connection offer is a quotation which will set out detailed terms and conditions and once accepted will be binding on both parties.
- **Feasibility study:** if you are not ready for a connection offer, we can provide a detailed assessment and engineering design solution for the site requirements, including reinforcement. Charges apply, please see Section 7 – Part B of our Connection Charging Methodology Statements.
- **Budget estimate:** a budget estimate is non-binding for indicative purposes only. This is useful at the early stages of a project, if you have not got final plans in place or a firm date in mind for the works.
- **Draw down connection offer:** a connection offer which seeks to draw down from capacity which has previously been reserved for the development area. If you are not the capacity customer, please provide a letter of authority giving their consent for this application to utilise the reserved capacity.

Please provide the National Grid Electricity Distribution reference for the Reservation of Capacity Agreement:

When would you like us to provide the connection(s)?

Once you accept the connection offer we will contact you to agree dates which take account of team availability and Local Authority streetworks requirements:

DD/MM/YY

Application for a new/augmented connection

Section C – type of connections required (◆ See section 3)

Temporary supply

Will a temporary supply be required? Yes No

Type of temporary supply Single phase Three phase

Power requirement

Please enter your maximum power requirement of the temporary supply **kVA**

New connections

Confirm the type of property requiring a new connection:

- Domestic dwellings proceed to Section D
- Business premises proceed to Section E
- Mixed development of domestic and business premises complete both sections D and E

Section D – domestic connections (◆ See section 4)

How many connections are required?	Power requirement	kVA
<input type="text"/>	The normal maximum capacity for individual domestic properties is 18.4kVA. If you require a different maximum power for each property please enter the kVA value here	<input type="text"/>

Landlord supplies:

Will any landlord's supplies be required?	Number of landlord supplies	Power requirement
<input type="checkbox"/> Yes <input type="checkbox"/> No	<input type="text"/>	Please enter your maximum power requirement for each landlords supply in kVA
		kVA <input type="text"/>

Do you require your connection to accommodate motors, welders, electric vehicles or other disturbing equipment?

- Yes (Proceed to section F) No (Proceed to section G)

Application for a new/augmented connection

Section E – business premises (See section 5)

How many connections are required?

Maximum power requirement for each connection

kVA

If your enquiry is for an increase in power, please state the existing load

kVA

Please enter your maximum power requirement, after diversity is applied.

kVA

If power requirements differ significantly between supplies please provide more details in Section L – additional information

Power guidelines: An 80 amp single phase supply can provide up to 18kVA. A 100 amp three phase supply can provide up to 69kVA.

Earthing

Protective Multiple Earthing (PME) is normally provided for each supply. However, some methods of building do not allow this means of earthing, in particular multi occupancy steel framed buildings. In such cases alternative earthing solutions can be provided by your electrical contractor.

Is your building steel framed and subdivided into units?

Yes No

Do you require your connection to accommodate motors, welders, electric vehicles or other disturbing equipment?

Yes (Proceed to section F)

No (Proceed to section G)

Application for a new/augmented connection

Section F – disturbing loads (See section 6)

If you are connecting any electrical equipment which may cause a disturbance on the electricity system (e.g. motors, welders), please provide us with details. **Note:** upon assessment we may need more detailed information. If required, we will send you the appropriate data collection form for completion.

Motors

Single phase Three phase

Direct Online Star Delta

Starting current (amps)

Number of starts per hour

Welders

Single phase Three phase

Input voltage

Rating

Number of welds per minute

Do you require electric vehicle charging or heat pump installation?

Yes No

Other potentially disturbing equipment (please provide details)

Please enclose with this application a completed ENA Application for the Installation of Low Carbon Technologies, available to download:
<https://www.nationalgrid.co.uk/single-ev-chargepoint-and-heat-pump-application-form>

Proceed to section G

Application for a new/augmented connection

Section G – details of electrical load (See section 7)

Space heating:

To help plan for your connection, please indicate below the fuel type to be used:

Gas Electric (storage & direct) Electric boiler Ground/air source heat pump

Other (please specify)

For electric boilers and heat pumps, please include the manufacturer's specification sheet.

*Off-peak means the heating that can only operate during a pre-arranged time (usually 7 hours) in the range of hours 23:00-07:00 and is usually controlled by a time-switch.

For electric storage heating, total off-peak* load is:

kW

For electric direct heating, total load is:

kW

Water heating:

To help plan for your connection, please indicate below the fuel type to be used:

Gas Electric (storage & direct) Electric boiler Ground/air source heat pump

Other (please specify)

Electric showers:

Number of instantaneous showers

Shower size (kW each)

Proceed to section H

Application for a new/augmented connection

Section H – meter box/excavation (See section 8 & 9)

What type of meter box do you want National Grid Electricity Distribution to provide?

We can provide the meter boxes but you will need to arrange for your builder to install them prior to National Grid Electricity Distribution attending site for completion of the connections

- Flush fit Surface mounted
 None required

Do you want us to carry out the on site excavation?

- Yes No

[Proceed to section I](#)

Section I – generation (See section 10)

Will there be any on site electricity generation?

For ER G99 compliant installations, please enclose the relevant G99 application form with this application

- Yes (please provide details below)
 No (Proceed to section J)

Please indicate the type of generation you are installing

- Solar panels Wind Battery storage

Other

(please specify)

Please provide the proposed generation capacity

kW

Will the generators be capable of operating in parallel with National Grid Electricity Distribution's system?

- Yes No

Please visit our website for more information on connecting electricity generation

nationalgrid.co.uk/connections/generation

[Proceed to section J](#)

Application for a new/augmented connection

Section J – build out programme (See section 11)

To assist with the planning of the connection works, it would be useful to understand how the site will be built out. Please provide your indicative build programme, where available.

Note: if your development is proposed to take longer than 5 years to construct, please provide details in Section L: Additional Information.

	Number of domestic premises	Number of business premises	Annual capacity requirement (kVA)
Year 1			
Year 2			
Year 3			
Year 4			
Year 5			

Should you wish to provide any further information regarding your build out programme, please enter below.

[Proceed to section K](#)

Application for a new/augmented connection

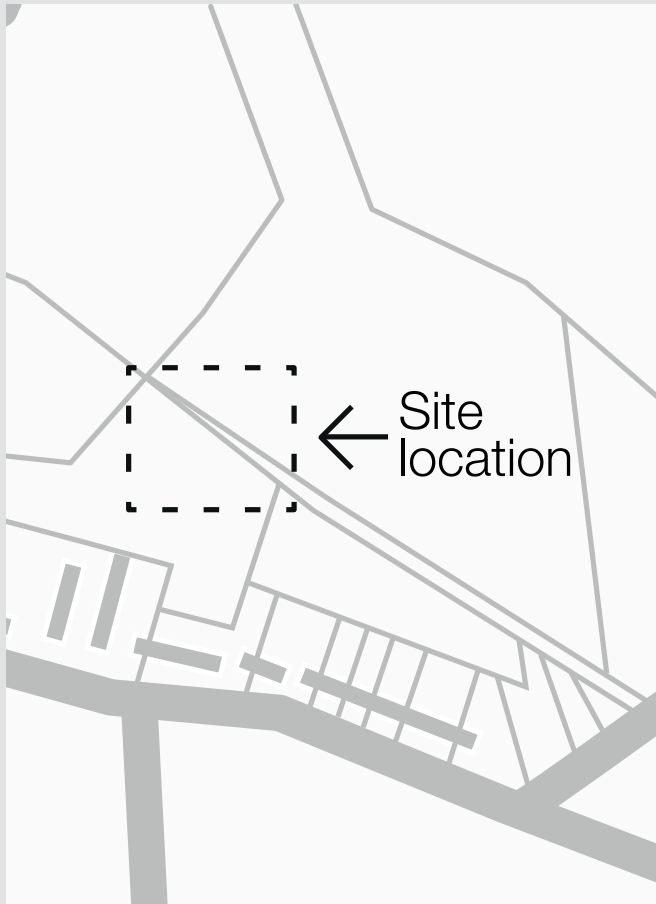
Section K – site plans (See section 12)

In order to provide a Connection offer, we require one copy of the Location Plan and one copy of the Site Layout Plan, together with your application form.

Location plan

The Location Plan shows where to find the proposed site for the new connection. All applications should have one Location Plan enclosed. Please highlight the site location on the plan.

Location plans can be obtained by using A-Z street maps or via the internet, which is now available in most public libraries.



Site layout plan

1. In the absence of an architect's drawing, please draw on a separate sheet a layout showing all the proposed buildings and accesses onto the site.
2. The proposed meter position(s) should be marked onto the plan with an X.

The following sites offer instant location plans:

- www.multimap.com
- www.ordsvy.gov.uk

Application for a new/augmented connection

Section L – additional information (See section 13)

Please provide any additional information you feel may be relevant to your connection application:

Application for a new/augmented connection

Please send your completed application form with supporting information to the below address.

National Grid Electricity Distribution

Records Team

6th Floor

Toll End Road

Tipton

DY4 0HH

T: 0121 623 9007

(Lines are open Mon to Fri 08:00-17:00)

nged.newsupplies@nationalgrid.co.uk

Application for a new/augmented connection

Important

To prevent your application from being delayed, please ensure you have enclosed all the required information.

- Completed application form.
- Location plan.
- Site layout plan.
- Manufacturer's specification sheet (if you are installing electric boilers, heat pumps, generation, or similar electrical equipment).

What happens next?

National Grid Electricity Distribution:

1
Assess the information you have provided, contact you to provide details of the local team responsible for the connection and, if required, request any additional information.

2
Send you a connection offer which is valid for 90 days.

3
On receipt of acceptance and payment, contact you to agree the dates for the works or discuss any pre-requisite matters, such as obtaining legal consents.

Customer:



Provide additional information where requested.



To accept the connection offer, sign and return the letter of acceptance together with any payment due.



Prepare your site for our arrival in accordance with the requirements set out in your connection offer. This may include meter box installation and onsite excavation.

Application for a new/augmented connection

What happens next?

National Grid Electricity Distribution:

4

If required, enter into a legal process to obtain permissions for access to install and maintain our equipment.



Customer:



To ensure the legal process runs smoothly, provide any information possible about the land on which the site is based. More information and a guidance document is available on our website: nationalgrid.co.uk/connections/new-connections/legal-permissions-and-consents.aspx

5

Send you a meter point administration number (MPAN).



Register your MPAN with a supplier and enter into a supply contract.

6

Complete all works to make the connection as stated in the connection offer.



Appoint a suitably qualified electrician to carry out any internal wiring and connect this to your supply. Arrange with your supplier or meter operator a date to install your new meter. Please note, the meter can only be installed after we have completed the connection works.

National Grid Electricity Distribution (East Midlands) plc
Registered in England and Wales No. 2366923

National Grid Electricity Distribution (West Midlands) plc
Registered in England and Wales No. 3600574

National Grid Electricity Distribution (South Wales) plc
Registered in England and Wales No. 2366985

National Grid Electricity Distribution (South West) plc
Registered in England and Wales No. 2366894

Registered Office: Avonbank, Feeder Road, Bristol BS2 0TB